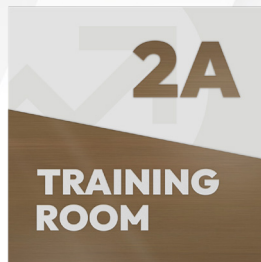



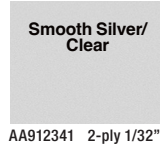
ARCHITECTURAL APPLIQUÉ

ELEVATE YOUR PROJECTS WITH
**DURABLE, ELEGANT,
PRECISION-MADE MATERIAL!**

Rowmark Architectural Appliqué combines style and precision in one versatile material. Its sleek metallic finishes and clear acrylic core deliver clean-cut edges and high-contrast engraving results. Easy to vector cut and laser engrave, this line offers the perfect blend of durability and elegance, ideal for signage, plaques, nameplates, and décor. Architectural Appliqué's premium brushed metal look adds a refined, professional touch to any project.



Architectural Appliqué



TECHNICAL SPECIFICATIONS

Material

Microsurfaced impact acrylic

Finish

Brushed
High Gloss

Sheet Size

24-1/8" x 48-3/4" // 613mm x 1238mm

Engraving Depth

.003" // 0.08mm

Usage

Architectural Signage
Interior Signage
Personal Identification
Trophies, Awards & Plaques

Capabilities

Bevels
Drills
Hot Stamps
Saws
Screen Prints
Shears (works on thicknesses 1/16" & under)

Bonds
Heat Bendable
Laser Vector Cuts

◆ Not recommended for harsh or high humidity indoor or outdoor applications.

Available with or without adhesive. To order with adhesive, add an "9" to the end of the item code.

Rowmark®

HOME OFFICE

PO Box 1605
5409 Hamlet Drive
Findlay, Ohio 45840-1605 USA
inquiries@rowmark.com

AUSTRALIA

Unit 10/167 Prospect Hwy, Seven Hills,
New South Wales, Australia
1300 023 370
sales@rowmark.com.au

EUROPE

Schaarbeekstraat 44
Beveren-Waas, 9120, BE
+32 (0)3 870 41 10
emea@rowmark.com

CUSTOM REQUESTS

800.243.3339 // 419.425.2407
customerservice@rowmark.com

TECHNICAL SUPPORT

877.769.6275 // 419.425.8974
techhelp@rowmark.com



877.rowmark / rowmark.com



03/2026