

# Specifications

## Material

- » Cell cast acrylic (PMMA)

## Finish

- » Matte non-glare (1 side)
- » Gloss (1 side)
  - Gloss both sides
  - Edge glow

## Sheet Size

- » 24 1/8" x 48 1/2" +0, - .125" (613 x 1232mm)

## Thickness 1-ply

- » 1/8" (3mm) -0, +/- 0.016 (0.4mm)  
Use 341 as first digits of item code.
- » 1/4" (6.0mm) -0, +/- 0.032 (0.8mm)  
Use 351 as first digits of item code.  
(Gauges are approximate.)

Note: Cast acrylics have thickness variations that may present difficulties in applications where thickness tolerance is important (i.e. fitting into extrusions, thermoforming applications where walls must maintain uniform thickness, and assembly of complex structures). Remember to check gauges when non-contact engraving takes place, and to periodically re-check focal lengths when laser engraving. In some cases, thickness variations may require the operator to make multiple passes during laser engraving.

## Engraving Method

- » Laser
- » Rotating carbide

## Usage

- » Interior signage
- » Exterior signage
- » Tactile signage
- » Signage component or substrate
- » Craft and artistry projects

## Fabrication

- » Scores
- » Saws
- » Drills
- » Laser vector cuts
- » Heat bendable
- » Screen prints
- » Fine detail engraving
- » Paintfill
- » Back-lighting
- » Bevels
- » Bonds
- » Hot stamps
- » UV stable
- » Braille-engraversable
- » Thermal print
- » Sandblasts

Visit [www.rowmark.com](http://www.rowmark.com) for Rowmark's complete line of products for rotary engraving, laser engraving and sublimation.

Find answers to all your questions in the Technical Help section. Be sure to check out support tools under the Sales Tools and Downloads sections.

To request a sample or promotional literature, please call 1-877-ROWMARK (419-429-3160) or email [samples@rowmark.com](mailto:samples@rowmark.com). For technical assistance, call 1-877-ROWMARK (419-429-3160), visit [www.rowmark.com](http://www.rowmark.com) or email [inquiries@rowmark.com](mailto:inquiries@rowmark.com).

Can't find exactly what you're looking for? Contact your authorized Rowmark distributor or speak with one of our customer service specialists at 1-800-243-3339 (419-425-2407).



## ColorHues™ Sign Kit

Fabricate the ColorHues™ Sign Kit by downloading the file found under the downloads section of our website at [www.rowmark.com](http://www.rowmark.com).

ColorHues™



**Rowmark**

[rowmark.com](http://rowmark.com) / 1.877 ROWMARK / [samples@rowmark.com](mailto:samples@rowmark.com)

**ColorHues**<sup>TM</sup>




ColorHues™ lightweight cell cast acrylic signage material from Rowmark exudes brilliant colors with the smooth, clean look of glass. The material is well-suited for tactile signage applications or is easily embellished with stand-offs, mounting fixtures or other display hardware.

*\* Natural variation in color is to be expected with this product.*

<b>CH341-690</b> ■● Flamingo (Translucent)	<b>CH341-700</b> ■● Lemon Zest (Translucent)	<b>CH341-720</b> ■● Citron (Translucent)	<b>CH341-500</b> ■● Ice Blue (Translucent)	<b>CH341-900</b> ■ Glass Green (Translucent)	<b>CH341-100</b> ■ Clear (Translucent)

<b>CH3X1-101</b> Clear Matte (Translucent)	<b>CH341-601</b> Poppy (Translucent)	<b>CH341-621</b> Passionfruit (Translucent)	<b>CH341-611</b> Cherry Blossom (Translucent)	<b>CH3X1-211</b> Phantom (Translucent)	<b>CH341-721</b> Daffodil (Translucent)	<b>CH341-701</b> Citrus (Translucent)	<b>CH341-931</b> Kiwi (Translucent)	<b>CH341-921</b> Caribbean (Translucent)	<b>CH341-551</b> Pacific (Translucent)

<b>CH341-541</b> Wedgewood (Translucent)	<b>CH341-521</b> Glacier (Translucent)	<b>CH341-581</b> Wisteria (Translucent)	<b>CH341-441</b> Smoke (Translucent)	<b>CH341-631</b> Scarlet (Opaque)	<b>CH341-651</b> Mango (Opaque)	<b>CH341-791</b> Citronella (Opaque)	<b>CH341-501</b> Cobalt (Opaque)	<b>CH341-571</b> Luxe Blue (Opaque)	<b>CH341-301</b> Storm Grey (Opaque)

		
<b>CH341-831</b> Bisque (Opaque)	<b>CH3X1-201</b> White (Opaque)	<b>CH3X1-401</b> Black (Opaque)