

**///Rowmark®**



*Laser Engraving*  
**COLOR CHART**

Product Material Selection

Rowmark's QMS is ISO 9001 certified

# LUCENT



Lucent by Rowmark is a thin, flexible plastic sheet material that is perfect for creating custom stencils, notebook tabs, and other fun gifts. Lucent products feature fashion forward translucent hues to add a touch of color to your designs.

<b>Translucent Smoke</b> LC342-025 1-ply .025"	<b>Translucent Green</b> LC999-025 1-ply .025"	<b>Translucent Blue</b> LC599-025 1-ply .025"	<b>Translucent Pink</b> LC679-025 1-ply .025"	<b>Translucent Orange</b> LC669-025 1-ply .025"	<b>Translucent Yellow</b> LC729-025 1-ply .025"
<b>Translucent Clear</b> LC101-025 1-ply .025"	<b>Material:</b> Single-ply modified acrylic <b>Finish:</b> Matte non-glare <b>Sheet Size:</b> 24-1/8" x 48-3/4" // 613mm x 1238mm		Masked on both sides for handling purposes. Rowmark branded masking is applied to the backside and a clear mask on matted surface side to protect the sheet during shipping and handling.		

# MESSAGE BOARD



Message Board products are lightweight, easy to fabricate plastic sheets that double as chalkboard or dry erase materials. Easily vector cut out shapes to create fun messages, interior and exterior signage projects or craft projects.

<b>Dry Erase Bright White</b> DE421-204 1-ply 1/16" DE441-204 1-ply 1/8"	<b>Dry Erase Black</b> DE421-401 1-ply 1/16" DE441-401 1-ply 1/8"	<b>Chalkboard Pine Green</b> CB321-902 1-ply 1/16" CB341-902 1-ply 1/8"	<b>Chalkboard Bright White</b> CB321-204 1-ply 1/16" CB341-204 1-ply 1/8"	<b>Chalkboard Black</b> CB321-401 1-ply 1/16" CB341-401 1-ply 1/8"
<b>Material:</b> Single-ply modified acrylic <b>Finish:</b> Chalkboard - Micro texture Dry Erase - High Gloss		<b>Sheet Size:</b> 24" x 48" +.1875" -.0" // 610mm x 1219mm		

# ECOMARK NEW



Rowmark's EcoMark engraving plastic is made from 100% post-consumer recycled materials. EcoMark offers high-quality performance comparable to traditional sheets and is durable, easy to work with, and suitable for a wide range of applications. Whether it's for signage, engraving, or fabrication, these recycled sheets offer the same level of versatility as other products in Rowmark's portfolio.

<b>White/Black</b> EM204-162 2-ply 1/16"	<b>Yellow/Black</b> EM744-162 2-ply 1/16"	<b>Almond/Black</b> EM854-162 2-ply 1/16"	<b>Br. Alum/Black</b> EM354-162 2-ply 1/16"	<b>Br. European Gold/Black</b> EM754-162 2-ply 1/16"
<b>Material:</b> Microsurfaced Post Consumer Recycled ABS <b>Finish:</b> Matte non-glare / Brushed		<b>Sheet Size:</b> 24" x 49" // 610mm x 1245mm <b>Engraving Depth:</b> .003" // 0.08mm		

# COLORHUES® & COLORHUES<sup>EFX</sup>



ColorHues® single-ply cast acrylic sheet comes in brilliant shades of translucent, opaque, and glitter hues with gloss or matte finish. Great for cut out letters and signs, providing the look of glass in a lightweight, scratch-resistant material, this product line is a go-to for craft and artistry projects to point-of-purchase displays.

 GH341-754 1-ply 1/8"	 GH341-684 1-ply 1/8"	 GH341-661 1-ply 1/8"	 GH341-601 1-ply 1/8"	 GH341-100 1-ply 1/8"	 GH341-304 1-ply 1/8"
 GH341-771 1-ply 1/8"	 GH341-501 1-ply 1/8"	 GH341-901 1-ply 1/8"	 GH341-401 1-ply 1/8"	 CH341-690 1-ply 1/8"	 CH341-700 1-ply 1/8"
 CH341-720 1-ply 1/8"	 CH341-500 1-ply 1/8"	 CH341-900 1-ply 1/8"	 CH341-100 1-ply 1/8" CH351-100 1-ply 1/4"	 CH341-101 1-ply 1/8" CH351-101 1-ply 1/4"	 CH341-601 1-ply 1/8"
 GH341-621 1-ply 1/8"	 GH341-611 1-ply 1/8"	 GH341-211 1-ply 1/8" CH351-211 1-ply 1/4"	 GH341-721 1-ply 1/8"	 GH341-701 1-ply 1/8"	 GH341-931 1-ply 1/8"
 CH341-921 1-ply 1/8"	 CH341-551 1-ply 1/8"	 CH341-541 1-ply 1/8"	 CH341-521 1-ply 1/8"	 CH341-581 1-ply 1/8"	 CH341-441 1-ply 1/8"
 CH341-631 1-ply 1/8"	 CH341-651 1-ply 1/8"	 CH341-791 1-ply 1/8"	 CH341-501 1-ply 1/8" CH351-501 1-ply 1/4"	 CH341-571 1-ply 1/8"	 CH341-301 1-ply 1/8"
 CH341-831 1-ply 1/8"	 CH341-201 1-ply 1/8" CH351-201 1-ply 1/4"	 CH341-401 1-ply 1/8" CH351-401 1-ply 1/4"	 CH342-496 2-ply 1/8"	 CH342-407 2-ply 1/8"	 CH342-427 2-ply 1/8"
 CH342-406 2-ply 1/8"	 CH342-426 2-ply 1/8"	 CH342-417 2-ply 1/8"	 CH342-439 2-ply 1/8"	 CH342-455 2-ply 1/8"	

**Material:** Cell cast acrylic (PMMA) **Sheet Size:** 24-1/8" x 48-3/4" +0, -1.25" // 613mm x 1238mm

**Finish:** Matte non-glare (1 side)  
Gloss (1 side)  
\*Gloss both sides  
Edge Glow ●

**Engraving Depth:** ColorHues N/A Single Ply  
EFX .003" // 0.08mm

**Gauge:** 1/8" +/- 0.016" // 0.4mm  
1/4" +/- .032" // 0.8mm

Cast acrylics have thickness variations that may present difficulties in applications where thickness tolerance is important (i.e. fitting into extrusions, thermoforming applications where walls must maintain uniform thickness and assembly of complex structures). Check gauge when non-contact engraving takes place, and periodically re-check focal lengths when laser engraving. Multiple passes may be required when lasering certain gauges.

ColorHues® Glitter can have shifts in color due to the dispersion and reflection of glitter particles.



# LASER & ROTARY ENGRAVING MATERIALS

## ADA ALTERNATIVE



### Substrate & Appliqué

This single-ply (mono) sheet has a wide variety of rich matte finish colors that are perfect for cut-out letters and shapes for signs and other projects. This line is designed specifically by Rowmark to comply with the Americans with Disabilities Act (ADA) Federal regulations for signage.

<b>Red</b>	<b>Burgundy</b>	<b>Canyon</b>	<b>Orange</b>	<b>Yellow</b>	<b>Bright Green</b>
311-601 1-ply 1/32" 321-601 1-ply 1/16" 341-601 1-ply 1/8"	311-602 1-ply 1/32" 321-602 1-ply 1/16" 341-602 1-ply 1/8"	311-823 1-ply 1/32" 321-823 1-ply 1/16" 341-823 1-ply 1/8"	311-603 1-ply 1/32" 321-603 1-ply 1/16" 341-603 1-ply 1/8"	311-701 1-ply 1/32" 321-701 1-ply 1/16" 341-701 1-ply 1/8"	311-901 1-ply 1/32" 321-901 1-ply 1/16" 341-901 1-ply 1/8"
<b>Pine Green</b>	<b>Hunter Green</b>	<b>Black Forest Green</b>	<b>Bahama Blue</b>	<b>Blue</b>	<b>Sapphire</b>
311-902 1-ply 1/32" 321-902 1-ply 1/16" 341-902 1-ply 1/8"	311-991 1-ply 1/32" 321-991 1-ply 1/16" 341-991 1-ply 1/8"	311-903 1-ply 1/32" 321-903 1-ply 1/16" 341-903 1-ply 1/8"	311-509 1-ply 1/32" 321-509 1-ply 1/16" 341-509 1-ply 1/8"	311-501 1-ply 1/32" 321-501 1-ply 1/16" 341-501 1-ply 1/8" 351-501 1-ply 1/4"	311-506 1-ply 1/32" 321-506 1-ply 1/16" 341-506 1-ply 1/8"
<b>Light Blue</b>	<b>Coastal Blue</b>	<b>China Blue</b>	<b>Slate</b>	<b>Marine Blue</b>	<b>Air Force Blue</b>
311-571 1-ply 1/32" 321-571 1-ply 1/16" 341-571 1-ply 1/8"	311-521 1-ply 1/32" 321-521 1-ply 1/16" 341-521 1-ply 1/8"	311-302 1-ply 1/32" 321-302 1-ply 1/16" 341-302 1-ply 1/8"	311-321 1-ply 1/32" 321-321 1-ply 1/16" 341-321 1-ply 1/8"	311-502 1-ply 1/32" 321-502 1-ply 1/16" 341-502 1-ply 1/8"	311-504 1-ply 1/32" 321-504 1-ply 1/16" 341-504 1-ply 1/8"
<b>Ultra Violet</b>	<b>Antique Ivory</b>	<b>Sand</b>	<b>Ash</b>	<b>Parchment</b>	<b>Sandalwood</b>
311-581 1-ply 1/32" 321-581 1-ply 1/16" 341-581 1-ply 1/8"	311-801 1-ply 1/32" 321-801 1-ply 1/16" 341-801 1-ply 1/8"	311-808 1-ply 1/32" 321-808 1-ply 1/16" 341-808 1-ply 1/8"	311-214 1-ply 1/32" 321-214 1-ply 1/16" 341-214 1-ply 1/8"	311-811 1-ply 1/32" 321-811 1-ply 1/16" 341-811 1-ply 1/8"	311-218 1-ply 1/32" 321-218 1-ply 1/16" 341-218 1-ply 1/8"
<b>White</b>	<b>Bright White</b>	<b>Light Grey</b>	<b>Pearl Grey</b>	<b>Driftwood</b>	<b>Grey Flannel</b>
311-201 1-ply 1/32" 391-201 1-ply 1mm 321-201 1-ply 1/16" 341-201 1-ply 1/8"	311-204 1-ply 1/32" 391-204 1-ply 1mm 321-204 1-ply 1/16" 341-204 1-ply 1/8" 351-204 1-ply 1/4"	311-305 1-ply 1/32" 321-305 1-ply 1/16" 341-305 1-ply 1/8"	311-306 1-ply 1/32" 321-306 1-ply 1/16" 341-306 1-ply 1/8"	311-595 1-ply 1/32" 321-595 1-ply 1/16" 341-595 1-ply 1/8"	311-331 1-ply 1/32" 321-331 1-ply 1/16" 341-331 1-ply 1/8"
<b>Grey</b>	<b>Silver Grey</b>	<b>Charcoal Grey</b>	<b>Cinder</b>	<b>Beige</b>	<b>Desert Sand</b>
311-301 1-ply 1/32" 321-301 1-ply 1/16" 341-301 1-ply 1/8"	311-308 1-ply 1/32" 321-308 1-ply 1/16" 341-308 1-ply 1/8"	311-307 1-ply 1/32" 321-307 1-ply 1/16" 341-307 1-ply 1/8"	311-413 1-ply 1/32" 321-413 1-ply 1/16" 341-413 1-ply 1/8"	311-831 1-ply 1/32" 321-831 1-ply 1/16" 341-831 1-ply 1/8"	311-851 1-ply 1/32" 321-851 1-ply 1/16" 341-851 1-ply 1/8"

# ADA ALTERNATIVE

Substrate & Appliqué



<b>Candlewick</b>	<b>Putty</b>	<b>Taupe</b>	<b>Medium Brown</b>	<b>Dark Brown</b>	<b>Black</b>
311-805 1-ply 1/32" 321-805 1-ply 1/16" 341-805 1-ply 1/8"	311-806 1-ply 1/32" 321-806 1-ply 1/16" 341-806 1-ply 1/8"	311-802 1-ply 1/32" 321-802 1-ply 1/16" 341-802 1-ply 1/8"	311-821 1-ply 1/32" 321-821 1-ply 1/16" 341-821 1-ply 1/8"	311-803 1-ply 1/32" 321-803 1-ply 1/16" 341-803 1-ply 1/8"	311-401 1-ply 1/32" 391-401 1-ply 1mm 321-401 1-ply 1/16" 341-401 1-ply 1/8" 351-401 1-ply 1/4"
<b>Copper</b>	<b>Deep Bronze</b>	<b>Gold</b>	<b>Silver</b>	<b>Graphite</b>	<b>Clear</b>
311-891 1-ply 1/32" 321-891 1-ply 1/16" 341-891 1-ply 1/8"	311-871 1-ply 1/32" 321-871 1-ply 1/16" 341-871 1-ply 1/8"	311-771 1-ply 1/32" 321-771 1-ply 1/16" 341-771 1-ply 1/8"	311-304 1-ply 1/32" 321-304 1-ply 1/16" 341-304 1-ply 1/8"	311-398 1-ply 1/32" 321-398 1-ply 1/16" 341-398 1-ply 1/8"	311-101 1-ply 1/32" 322-101 1-ply 1/16" 342-101 1-ply 1/8"

**Material:** Single-ply modified acrylic

**Sheet Size:** 24-1/8" x 48-3/4" // 613mm x 1238mm

**Finish:** Matte non-glare

**Cutting 1/32" Tactile Letters:** 1/4" round & .020" tip at 20°- 25° angle

Available with or without adhesive. To order with adhesive, add an "8" to the end of the six digit code.

# REVERSE LASERMARK®



Laser engrave this material from the backside and use any acrylic paint as a back fill, to create a perfect color match for signage or display projects. Reverse LaserMark® plastic sheets feature a clear smooth, non-glare matte finish over a layer of rich color that resists fingerprints. Great for interior and exterior signs, control panels and ADA signage.

<b>Matte/ Red</b>	<b>Matte/ Burgundy</b>	<b>Matte/ Ribbon Pink</b>	<b>Matte/ Yellow</b>	<b>Matte/ Bright Green</b>	<b>Matte/ Blue</b>
922-601 2-ply 1/16"	922-621 2-ply 1/16"	922-661 2-ply 1/16"	922-701 2-ply 1/16"	922-931 2-ply 1/16"	922-511 2-ply 1/16"
<b>Matte/ Navy Blue</b>	<b>Matte/ White</b>	<b>Matte/ Ivory</b>	<b>Matte/ Dark Brown</b>	<b>Matte/ Black</b>	<b>Matte/ Smooth Gold*</b>
922-551 2-ply 1/16"	922-201 2-ply 1/16"	922-221 2-ply 1/16"	922-841 2-ply 1/16"	922-401 2-ply 1/16"	922-711 2-ply 1/16" 942-711 2-ply 1/8"
<b>Gloss/ Smooth Gold*</b>	<b>Matte/Smooth Silver*</b>	<b>Gloss/Smooth Silver*</b>	<b>Matte/ Clear</b>	<b>Clear/ Clear</b>	
922-710 2-ply 1/16" 942-710 2-ply 1/8"	922-341 2-ply 1/16" 942-341 2-ply 1/8"	922-340 2-ply 1/16" 942-340 2-ply 1/8"	311-101 1-ply 1/32" 322-101 1-ply 1/16" 342-101 1-ply 1/8"	411-100 1-ply 1/32" 422-100 1-ply 1/16" 442-100 1-ply 1/8"	

**Material:** Microsurfaced impact acrylic for reverse engraving

**Sheet Size:** 24-1/8" x 48-3/4" // 613mm x 1238mm

**Finish:** Matte non-glare  
Gloss ■

**Engraving Depth:** .003" // 0.08mm

\*Some LaserMark® Reverse foils are not recommended for applications in which UV stability is a requirement.

# LASERMAX® REVERSE LIGHT BLOCKERS



This product line is perfect for applications that require images to be protected subsurface, allowing for a smooth top surface that can be easily cleaned. Offered in popular colors as well as brushed metallic finishes, ready to be reverse engraved and back filled with your choice of acrylic paint to meet custom needs. Great for interior and exterior signs, control panels and ADA signage.

<b>Matte/ Smooth Silver</b> LM922-341 2-ply 1/16"	<b>Matte/ Black</b> LM922-401 2-ply 1/16"	<b>Matte/ Dark Brown</b> LM922-841 2-ply 1/16"	<b>Matte/ White</b> LM922-201 2-ply 1/16"	<b>Matte/ Grey</b> LM922-301 2-ply 1/16"	<b>Matte/ Sky Blue</b> LM922-511 2-ply 1/16"
<b>Matte/ Crimson</b> LM922-601 2-ply 1/16"	<b>Matte/ Canary</b> LM922-701 2-ply 1/16"	<b>Matte/ Br. Aluminum</b> LM922-351 2-ply 1/16"	<b>Matte/ Br. Stainless Steel</b> LM922-361 2-ply 1/16"	<b>Matte/ Br. Deep Bronze</b> LM922-881 2-ply 1/16"	<b>Matte/ Br. Copper</b> LM922-861 2-ply 1/16"
<b>Matte/ Br. Antique Gold</b> LM922-761 2-ply 1/16"	<b>Material:</b> Microsurfaced impact acrylic for reverse engraving <b>Finish:</b> Matte non-glare Gloss available upon request		<b>Sheet Size:</b> 24-1/8" x 48-3/4" // 613mm x 1238mm <b>Engraving Depth:</b> .003" // 0.08mm		

# COLORCAST ACRYLICS



Your signage will really stand out with this thick cast acrylic sheet designed for reverse engraving applications. Offered in popular colors as well as gold and silver metallic finishes, this product is perfect for applications that require a smooth top surface that can be easily cleaned and sanitized. Great for interior and exterior signs.

<b>Red</b> CC342-600M 2-ply 1/8" CC342-600G 2-ply 1/8" CC352-600M 2-ply 1/4" CC352-600G 2-ply 1/4"	<b>Burgundy</b> CC342-620M 2-ply 1/8" CC342-620G 2-ply 1/8" CC352-620M 2-ply 1/4" CC352-620G 2-ply 1/4"	<b>Blue</b> CC342-500M 2-ply 1/8" CC342-500G 2-ply 1/8" CC352-500M 2-ply 1/4" CC352-500G 2-ply 1/4"	<b>Navy Blue</b> CC342-550M 2-ply 1/8" CC342-550G 2-ply 1/8" CC352-550M 2-ply 1/4" CC352-550G 2-ply 1/4"	<b>Almond</b> CC342-850M 2-ply 1/8" CC342-850G 2-ply 1/8" CC352-850M 2-ply 1/4" CC352-850G 2-ply 1/4"	<b>White</b> CC342-200M 2-ply 1/8" CC342-200G 2-ply 1/8" CC352-200M 2-ply 1/4" CC352-200G 2-ply 1/4"
<b>Grey</b> CC342-300M 2-ply 1/8" CC342-300G 2-ply 1/8" CC352-300M 2-ply 1/4" CC352-300G 2-ply 1/4"	<b>Black</b> CC342-400M 2-ply 1/8" CC342-400G 2-ply 1/8" CC352-400M 2-ply 1/4" CC352-400G 2-ply 1/4"	<b>Gold</b> CC342-710M 2-ply 1/8" CC342-710G 2-ply 1/8" CC352-710M 2-ply 1/4" CC352-710G 2-ply 1/4"	<b>Silver</b> CC342-330M 2-ply 1/8" CC342-330G 2-ply 1/8" CC352-330M 2-ply 1/4" CC352-330G 2-ply 1/4"	<b>Clear</b> CC342-100M 1-ply 1/8" CC342-100G 1-ply 1/8" CC352-100M 1-ply 1/4" CC352-100G 1-ply 1/4"	

**Material:** Microsurfaced cell cast acrylic **Sheet Size:** 24" x 48" +0, -.125" // 610mm x 1219mm

**Finish:** Matte non-glare (M)  
Gloss (G) **Engraving Depth:** .003" // 0.08mm

Cast acrylics have thickness variations that may present difficulties in applications where thickness tolerance is important i.e. fitting into extrusions, thermoforming applications where walls must maintain uniform thickness and assembly of complex structures. Check gauge when non-contact engraving takes place, and periodically re-check focal lengths when laser engraving. Multiple passes may be required when lasering certain gauges.

# COLORSHOP® WOODS



A Rowmark exclusive, ColorShop® Woods engravable wood sheets feature a two-sided all-natural birch stained in vibrant colors for laser and rotary engraving and UV-LED printing. Save time and money with our prestained wood options ideal for craft, signage and point-of-purchase displays.

					
CW1212-125BLJ 1/8" CW1224-125BLJ 1/8"	CW1212-125PLM 1/8" CW1224-125PLM 1/8"	CW1212-125BLS 1/8" CW1224-125BLS 1/8"	CW1212-125CAR 1/8" CW1224-125CAR 1/8"	CW1212-125CLM 1/8" CW1224-125CLM 1/8"	CW1212-125SUN 1/8" CW1224-125SUN 1/8"
					
CW1212-125SAG 1/8" CW1224-125SAG 1/8"	CW1212-125MER 1/8" CW1224-125MER 1/8"	CW1212-125NTS 1/8" CW1224-125NTS 1/8"	CW1212-125RAV 1/8" CW1224-125RAV 1/8"	CW1212-125WHE 1/8" CW1224-125WHE 1/8"	CW1212-125DNG 1/8" CW1224-125DNG 1/8"
					
CW1212-125MSG 1/8" CW1224-125MSG 1/8"	CW1212-125GRG 1/8" CW1224-125GRG 1/8"	CW1212-125RSG 1/8" CW1224-125RSG 1/8"	CW1212-125CDG 1/8" CW1224-125CDG 1/8"	CW1212-125MOG 1/8" CW1224-125MOG 1/8"	CW1212-125DTG 1/8" CW1224-125DTG 1/8"
		<p><b>Material:</b> Hardwood layered veneers</p> <p><b>Finish:</b> Satin Wood Finish Grain Wood Finish ▲</p> <p><b>Sheet Size:</b> 12" x 12" +.0" -.125" // 305mm x 305mm 12" x 24" +.0" -.125" // 305mm x 610mm</p> <p><b>Engraving Depth:</b> .005" // 0.13mm</p>			
CW1212-125WWG 1/8" CW1224-125WWG 1/8"	CW1212-125GPG 1/8" CW1224-125GPG 1/8"	<p>This product is masked on both sides. As with any natural wood product, there may be slight color variations from sheet to sheet and lot to lot. Actual milled sheet size is 11-7/8" x 23-3/16" and 11-7/8" x 11-7/8" with a 1/16" tolerance.</p>			



# LASER & ROTARY ENGRAVING MATERIAL

## LASERMAX®



Your go-to laserable plastic sheet material with the most color choices available. Featuring popular color combinations that are great for outdoor and indoor projects. Ideal for signs, name badges and name plates, plaques, trophies and so much more!

<b>Crimson/ White</b>	<b>Crimson/ Black</b>	<b>Crimson/ Yellow</b>	<b>Claret/ White</b>	<b>Ribbon Pink/ White</b>	<b>Ribbon Pink/ Black</b>
LM912-602 2-ply 1/32" LM922-602 2-ply 1/16" LM942-602 2-ply 1/8" LM943-602 3-ply 1/8"	LM922-604 2-ply 1/16"	LM922-607 2-ply 1/16"	LM922-622 2-ply 1/16"	LM922-662 2-ply 1/16"	LM922-664 2-ply 1/16"

<b>Tangerine/ White</b>	<b>Vibrant Orange/Black</b>	<b>Canary/ Black</b>	<b>Canary/ Crimson</b>	<b>Kelley Green/ White</b>	<b>Kelley Green/ Black</b>
LM922-612 2-ply 1/16"	LM922-624 2-ply 1/16"	LM912-704 2-ply 1/32" LM922-704 2-ply 1/16" LM942-704 2-ply 1/8" LM943-704 3-ply 1/8"	LM922-706 2-ply 1/16"	LM912-932 2-ply 1/32" LM922-932 2-ply 1/16" LM942-932 2-ply 1/8"	LM922-934 2-ply 1/16"

<b>Celadon Green/ White</b>	<b>Evergreen/ White</b>	<b>Sky Blue/ White</b>	<b>Sky Blue/ Yellow</b>	<b>Sapphire/ White</b>	<b>Light Blue/ White</b>
LM922-972 2-ply 1/16"	LM912-912 2-ply 1/32" LM922-912 2-ply 1/16" LM942-912 2-ply 1/8"	LM912-512 2-ply 1/32" LM922-512 2-ply 1/16" LM942-512 2-ply 1/8" LM943-512 3-ply 1/8"	LM922-517 2-ply 1/16"	LM922-502 2-ply 1/16"	LM922-562 2-ply 1/16"

<b>Patriot Blue/ White</b>	<b>China Blue/ White</b>	<b>Purple/ White</b>	<b>White/ Crimson</b>	<b>White/ Burgundy</b>	<b>White/ Sky Blue</b>
LM922-552 2-ply 1/16"	LM922-382 2-ply 1/16"	LM922-582 2-ply 1/16"	LM922-206 2-ply 1/16"	LM922-226 2-ply 1/16"	LM922-205 2-ply 1/16"

<b>White/ Bright Green</b>	<b>White/ Pine Green</b>	<b>White/ Black</b>	<b>Ivory/ Dark Brown</b>	<b>Almond/ Black</b>	<b>Light Grey/ Burgundy</b>
LM922-209 2-ply 1/16"	LM922-269 2-ply 1/16"	LM912-204 2-ply 1/32" LM922-204 2-ply 1/16" LM942-204 2-ply 1/8" LM943-204 3-ply 1/8"	LM922-228 2-ply 1/16"	LM922-854 2-ply 1/16"	LM922-326 2-ply 1/16"

<b>Light Grey/ Marine Blue</b>	<b>Light Grey/ Black</b>	<b>Smoke Grey/ White</b>	<b>Med. Brown/ White</b>	<b>Dark Brown/ White</b>	<b>Black/ White</b>
LM922-325 2-ply 1/16"	LM922-324 2-ply 1/16"	LM922-312 2-ply 1/16"	LM922-822 2-ply 1/16"	LM922-842 2-ply 1/16"	LM912-402 2-ply 1/32" LM922-402 2-ply 1/16" LM942-402 2-ply 1/8" LM943-402 3-ply 1/8"

<b>Gloss Black/ White</b>	<b>Black/ Red</b>	<b>Black/ Yellow</b>	<b>Black/ Gold</b>	<b>Gloss Black/ Gold</b>	<b>Black/ Silver</b>
LM922-422 2-ply 1/16"	LM922-406 2-ply 1/16"	LM922-407 2-ply 1/16"	LM922-417 2-ply 1/16"	LM922-427 2-ply 1/16"	LM922-413 2-ply 1/16"



<b>Celestial Blue/ Gold</b> LM922-577 2-ply 1/16"	<b>Harbor Grey/ White</b> LM922-362 2-ply 1/16"	<b>Port Wine/ Gold*</b> LM922-677 2-ply 1/16"	<b>Verde/ Gold*</b> LM922-937 2-ply 1/16"	<b>Cashew/ Taupe</b> LM922-138 2-ply 1/16"	<b>Cashew/ Black</b> LM922-134 2-ply 1/16"
<b>Cashew/ Dark Brown</b> LM922-188 2-ply 1/16"	<b>Cinnamon Stick/Ash</b> LM922-022 2-ply 1/16"	<b>Cinnamon Stick/White</b> LM922-222 2-ply 1/16"	<b>Kona/ Ash</b> LM922-082 2-ply 1/16"	<b>Kona/ White</b> LM922-012 2-ply 1/16"	<b>Rose Gold/ Black*</b> LM922-684 2-ply 1/16"
<b>Deep Bronze/ Black*</b> LM922-884 2-ply 1/16"	<b>Br. Copper/ Black*</b> LM922-894 2-ply 1/16"	<b>Brushed Bronze/Black*</b> LM922-874 2-ply 1/16"	<b>Brushed Gold/ Black*</b> LM912-734 2-ply 1/32" LM922-734 2-ply 1/16" LM942-734 2-ply 1/8"	<b>European Gold/Black*</b> LM912-754 2-ply 1/32" LM922-754 2-ply 1/16" LM942-754 2-ply 1/8"	<b>Smooth Gold/ Black*</b> LM912-714 2-ply 1/32" LM922-714 2-ply 1/16" LM942-714 2-ply 1/8"
<b>Br. Aluminum/ Black*</b> LM912-354 2-ply 1/32" LM922-354 2-ply 1/16" LM942-354 2-ply 1/8"	<b>Brushed Silver/Black*</b> LM912-334 2-ply 1/32" LM922-334 2-ply 1/16" LM942-334 2-ply 1/8"	<b>Smooth Silver/ Black*</b> LM912-344 2-ply 1/32" LM922-344 2-ply 1/16" LM942-344 2-ply 1/8"	<b>Brushed Bronze/White*</b> LM922-872 2-ply 1/16"	<b>Brushed New Bronze/White</b> LM122-872 2-ply 1/16"	<b>Brushed New Bronze/Black</b> LM122-874 2-ply 1/16"
<b>Brushed Pewter/Black</b> LM122-374 2-ply 1/16"	<b>Brushed Sterling/White</b> LM122-392 2-ply 1/16"	<b>Brushed Sterling/Black</b> LM122-394 2-ply 1/16"	<b>Brushed Charcoal/White</b> LM122-432 2-ply 1/16"	<b>Brushed Charcoal/Black</b> LM122-434 2-ply 1/16"	<b>Brushed Pewter/White</b> LM122-372 2-ply 1/16"

**Material:** Microsurfaced impact acrylic

**Sheet Size:** 24-1/8" x 48-3/4" // 613mm x 1238mm

\*LaserMax® metals are available with NoMark® Plus finish by adding "0+" to the end of the item code.

**Finish:** Matte non-glare  
Brushed metal  
Patterned  
Gloss ■

**Port Wine & Harbor Grey\*:**

23-1/2" x 49" // 597mm x 1245mm

**Kona/Ash & Kona/White\*:**

23-5/8" x 49" // 600mm x 1245mm

\*Some LaserMax® foils are not recommended for applications in which UV stability is a requirement.

**Engraving Depth:** .003" // 0.08mm

◆ Not recommended for harsh or high humidity indoor or outdoor applications.

## LASERMAX® TRI-LAYER



Three layers to double your productivity! Our tri-layered laserable plastic sheet helps increase fabrication speed by eliminating secondary processes such as paint filling and vinyl application. Perfect for interior or exterior hospital and safety signage, industrial tagging, equipment marking and more.

<b>Green/Black/ White</b> TL923-942 3-ply 1/16"	<b>White/Blue/ Black</b> TL923-254 3-ply 1/16"	<b>White/Red/ Black</b> TL923-264 3-ply 1/16"	<b>White/Yellow/ Black</b> TL923-274 3-ply 1/16"	<b>Yellow/Red/ Black</b> TL923-764 3-ply 1/16"
--	---	--	---	---

**Material:** Microsurfaced Impact Acrylic

**Sheet Size:** 24-1/8" x 48-3/4" // 613mm x 1238mm
















**Finish:** Matte non-glare

**Engraving Depth:** .003" // 0.08mm  
.008" // 0.20mm

# METALGRAPH PLUS












Plastic sheet that looks like real metal and is guaranteed to perform outdoors. Metalgraph Plus has an integrated hard coat and sub-surface brush finish that's fingerprint and moisture-resistant. Great for signage, personal identification, trophies, awards, and more.

<b>Br. Stainless Steel/Black</b>  MP912-314 2-ply 1/32" MP922-314 2-ply 1/16" MP942-314 2-ply 1/8"	<b>Br. Copper Penny/Black</b>  MP912-864 2-ply 1/32" MP922-864 2-ply 1/16" MP942-864 2-ply 1/8"	<b>Br. Antique Gold/Black</b>  MP912-764 2-ply 1/32" MP922-764 2-ply 1/16" MP942-764 2-ply 1/8"	<b>Br. Bright Nickel/Black</b>  MP912-364 2-ply 1/32" MP922-364 2-ply 1/16" MP942-364 2-ply 1/8"	<b>Br. Stainless Steel/Red</b>  MP912-316 2-ply 1/32" MP922-316 2-ply 1/16" MP942-316 2-ply 1/8"	<b>Br. Stainless Steel/Blue</b>  MP912-315 2-ply 1/32" MP922-315 2-ply 1/16" MP942-315 2-ply 1/8"
<b>Br. Antique Gold/Red</b>  MP912-766 2-ply 1/32" MP922-766 2-ply 1/16" MP942-766 2-ply 1/8"	<b>Br. Antique Gold/Blue</b>  MP912-765 2-ply 1/32" MP922-765 2-ply 1/16" MP942-765 2-ply 1/8"	<b>Br. Antique Gold/Gold</b>  MP922-767 2-ply 1/16" MP942-767 2-ply 1/8"	<b>Br. Stainless Steel/Silver</b>  MP922-313 2-ply 1/16" MP942-313 2-ply 1/8"	<b>Textured Copper/Black</b>  MP822-864 2-ply 1/16"	<b>Textured Gold/Black</b>  MP822-764 2-ply 1/16"
<b>Textured Gold/Gold</b>  MP822-767 2-ply 1/16"	<b>Textured Nickel/Black</b>  MP822-364 2-ply 1/16"	<b>Textured Stainless Steel/Silver</b>  MP822-313 2-ply 1/16"	<b>Material:</b> Microsurfaced impact acrylic  <b>Finish:</b> Brushed metal, Textured  <b>Sheet Size:</b> 24-1/8" x 48-3/4" // 613mm x 1238mm  <b>Engraving Depth:</b> .003" // 0.08mm		

# TEXTURES



Tough and durable with a textured surface that's fingerprint, grease, and dirt-resistant. Textures is simply the best laser engravable plastic sheet product for interior and exterior high traffic sign making projects.

<b>Pimento/White</b>  822-642 2-ply 1/16" 842-642 2-ply 1/8"	<b>Ruby/White</b>  822-622 2-ply 1/16"	<b>Red Clay/White</b>  822-662 2-ply 1/16"	<b>Tangerine/White</b>  822-652 2-ply 1/16"	<b>Acid Yellow/Black</b>  822-774 2-ply 1/16"	<b>Acid Yellow/Dark Brown</b>  822-778 2-ply 1/16"
<b>Jungle Green/White</b>  822-962 2-ply 1/16"	<b>Aquamarine/White</b>  822-522 2-ply 1/16"	<b>Teal/White</b>  822-992 2-ply 1/16"	<b>Royal Blue/White</b>  822-592 2-ply 1/16" 842-592 2-ply 1/8"	<b>Sapphire/White</b>  822-503 2-ply 1/16"	<b>Bermuda Tan/Dark Brown</b>  822-258 2-ply 1/16"
<b>Desert Sand/Black</b>  822-854 2-ply 1/16"	<b>Coffee Bean/White</b>  822-892 2-ply 1/16"	<b>White/Red</b>  822-246 2-ply 1/16"	<b>Winter White/Blue</b>  822-205 2-ply 1/16"	<b>Winter White/Black</b>  822-244 2-ply 1/16" 842-244 2-ply 1/8"	<b>Ash Grey/White</b>  822-302 2-ply 1/16"
<b>Ash Grey/Black</b>  822-374 2-ply 1/16"	<b>Coal Black/White</b>  822-422 2-ply 1/16" 842-422 2-ply 1/8"	<b>Material:</b> Co-extruded impact acrylic  <b>Finish:</b> Textured  <b>Sheet Size:</b> 24-1/8" x 48-3/4" // 613mm x 1238mm  <b>Engraving Depth:</b> .007" // 0.18mm Acid Yellow, Pimento, Red Clay & Aquamarine: .010" // 0.25mm			

# THE NATURALS



Add a touch of nature to your projects with The Naturals by Rowmark. The Naturals feature authentic, nature-inspired textured patterns like leather, wood and real stone. This product is a perfect fit for craft and artistry projects, contemporary signage, name badges and name plates.

<b>Mojave Black/ White</b>	<b>Mojave Black/ Black</b>	<b>Burnt Sienna/ Ash</b>	<b>Burnt Sienna/ Beige</b>	<b>Aspen Grey/ Light Grey</b>	<b>Aspen Grey/ Black</b>
TN922-422 2-ply 1/16" TN942-422 2-ply 1/8"	TN922-424 2-ply 1/16" TN942-424 2-ply 1/8"	TN922-822 2-ply 1/16" TN942-822 2-ply 1/8"	TN922-828 2-ply 1/16" TN942-828 2-ply 1/8"	TN922-323 2-ply 1/16" TN942-323 2-ply 1/8"	TN922-324 2-ply 1/16" TN942-324 2-ply 1/8"
<b>Black Galaxy/ White</b>	<b>Black Galaxy/ Black</b>	<b>Celestial Grey/ White</b>	<b>Celestial Grey/ Grey</b>	<b>Solarius Stone/ Parchment</b>	<b>Solarius Stone/ Black</b>
TN922-412 2-ply 1/16" TN942-412 2-ply 1/8"	TN922-414 2-ply 1/16" TN942-414 2-ply 1/8"	TN922-312 2-ply 1/16" TN942-312 2-ply 1/8"	TN922-313 2-ply 1/16" TN942-313 2-ply 1/8"	TN922-818 2-ply 1/16" TN942-818 2-ply 1/8"	TN922-814 2-ply 1/16" TN942-814 2-ply 1/8"
<b>Luna White/ White</b>	<b>Luna Pearl/ Black</b>	<b>Carbon Ash/ White</b>	<b>Carbon Ash/ Black</b>	<b>Barnwood Grey/White</b>	<b>Barnwood Grey/Charcoal</b>
TN922-212 2-ply 1/16" TN942-212 2-ply 1/8"	TN922-214 2-ply 1/16" TN942-214 2-ply 1/8"	TN922-192 2-ply 1/16" TN942-192 2-ply 1/8"	TN922-194 2-ply 1/16" TN942-194 2-ply 1/8"	TN922-162 2-ply 1/16" TN942-162 2-ply 1/8"	TN922-168 2-ply 1/16" TN942-168 2-ply 1/8"
<b>Natural Teak/ Ash</b>	<b>Natural Teak/ Brown</b>	<b>Brazilian Cherry/Ash</b>	<b>Brazilian Cherry/Copper</b>	<b>Beechwood/ Ivory</b>	<b>Beechwood/ Brown</b>
TN922-172 2-ply 1/16" TN942-172 2-ply 1/8"	TN922-178 2-ply 1/16" TN942-178 2-ply 1/8"	TN922-022 2-ply 1/16" TN942-022 2-ply 1/8"	TN922-028 2-ply 1/16" TN942-028 2-ply 1/8"	TN922-134 2-ply 1/16" TN942-134 2-ply 1/8"	TN922-138 2-ply 1/16" TN942-138 2-ply 1/8"
<b>Tobacco Leather/ White</b>	<b>Stone Grey Leather/ Black</b>	<b>Vanilla Leather/ Black</b>	<b>Midnight Leather/ White</b>	<b>Whitewash/ White</b>	<b>Whitewash/ Black</b>
TN922-812 2-ply 1/16" TN942-812 2-ply 1/8"	TN922-304 2-ply 1/16" TN942-304 2-ply 1/8"	TN922-854 2-ply 1/16" TN942-854 2-ply 1/8"	TN922-402 2-ply 1/16" TN942-402 2-ply 1/8"	TN922-232 2-ply 1/16" TN942-232 2-ply 1/8"	TN922-234 2-ply 1/16" TN942-234 2-ply 1/8"

**Material:** Microsurfaced impact acrylic

**Sheet Size:** 24-1/8" x 48-3/4" // 613mm x 1238mm

**Finish:** Textured

**Engraving Depth:** .003" // 0.08mm

# LASERGLOW®



LaserGlow® glow-in-the-dark plastic sheet is specially engineered to exceed the photo-luminescent standards set by many municipalities and organizations. As a laserable, non-radioactive flexible plastic substrate, it is the ideal choice for exit, emergency and way-finding signage.

<b>UltraGlow</b>	<b>Glow with Adhesive</b>	<b>Glow ADA Compliant</b>	<b>Glow Reverse Engravable</b>	<b>Material:</b> Modified impact acrylic
ULG321-911 2-ply 1/16" ULG341-911 2-ply 1/8"	LG302-911 1-ply .020"	LG311-911 1-ply 1/32" LG321-911 1-ply 1/16" LG341-911 1-ply 1/8"	LG322-911 2-ply .050"	<b>Finish:</b> Matte non-glare
				<b>Sheet Size:</b> 24-1/8" x 48-3/4" // 613mm x 1238mm
				<b>Engraving Depth:</b> .022" // 0.56mm (Reverse only)

# DURMARK NEW



The ideal plastic sheet for the most demanding environment! DurMark has been engineered with a tough, chemical-resistant cap layer that can be easily laser or rotary engraved. Great for indoors or out and perfect for control panels, machine tags, and safety signage.

<b>Black/White</b> DM922-402 2-ply 1/16" DM942-402 2-ply 1/8"	<b>White/Black</b> DM922-204 2-ply 1/16" DM942-204 2-ply 1/8"	<b>Red/White</b> DM922-602 2-ply 1/16" DM942-602 2-ply 1/8"	<b>Blue/White</b> DM922-512 2-ply 1/16" DM942-512 2-ply 1/8"	<b>Yellow/Black</b> DM922-704 2-ply 1/16" DM942-704 2-ply 1/8"	<b>Pine Green/White</b> DM922-912 2-ply 1/16" DM942-912 2-ply 1/8"
<b>White/Red</b> DM922-206 2-ply 1/16" DM942-206 2-ply 1/8"	<b>White/Blue</b> DM922-205 2-ply 1/16" DM942-205 2-ply 1/8"	<b>Dark Grey/White</b> DM922-332 2-ply 1/16" DM942-332 2-ply 1/8"	<b>Orange/White</b> DM922-652 2-ply 1/16" DM942-652 2-ply 1/8"	<b>Material:</b> Impact acrylic  <b>Sheet Size:</b> 24" x 48" // 610mm x 1219mm  <b>Finish:</b> Matte non-glare  <b>Engraving Depth:</b> .005" // 0.13mm	

# LASERMARK®



Perfect for interior laser engraving projects! LaserMark® engravable plastic is available in a wide selection of popular solid colors and wood finishes and is ideal for signs, name badges and name plates, plaques, and trophy applications.

<b>Red/White</b> 922-602 2-ply .052"	<b>Red/Yellow</b> 922-607 2-ply .052"	<b>Yellow/Black</b> 922-704 2-ply .052"	<b>Bright Green/White</b> 922-932 2-ply .052"	<b>Pine Green/White</b> 922-912 2-ply .052"	<b>Sapphire/White</b> 922-502 2-ply .052"
<b>Blue/White</b> 922-512 2-ply .052"	<b>Blue/Yellow</b> 922-517 2-ply .052"	<b>Navy/White</b> 922-552 2-ply .052"	<b>Ivory/Brown</b> 922-228 2-ply .052"	<b>Med. Brown/White</b> 922-822 2-ply .052"	<b>Dark Brown/White</b> 922-842 2-ply .052"
<b>White/Red</b> 922-206 2-ply .052"	<b>White/Blue</b> 922-205 2-ply .052"	<b>White/Black</b> 922-204 2-ply .052"	<b>Light Grey/White</b> 922-322 2-ply .052"	<b>Grey/White</b> 922-312 2-ply .052"	<b>Black/White</b> 922-402 2-ply .052"
<b>Gloss Black/White</b> 922-422 2-ply .052"	<b>Black/Yellow</b> 922-407 2-ply .052"	<b>Black/Gold</b> 922-417 2-ply .052"	<b>Gloss Black/Gold</b> 922-427 2-ply .052"	<b>Port Wine/Gold</b> 922-677 2-ply .052"	<b>Verde/Gold</b> 922-937 2-ply .052"
<b>Celestial Blue/Gold</b> 922-577 2-ply .052"	<b>Cherry/White</b> 922-152 2-ply .052"	<b>Black Walnut/White</b> 922-002 2-ply .052"	<b>Walnut/White</b> 922-172 2-ply .052"	<b>English Walnut/White</b> 922-192 2-ply .052"	<b>Rose Gold/Black</b> 922-684 2-ply .052"

<b>Br. Copper/ Black</b> 922-894 2-ply .052"	<b>Smooth Gold/ Black*</b> 922-714 2-ply .052"	<b>Br. Gold/ Black*</b> 922-734 2-ply .052"	<b>European Gold/Black*</b> 922-754 2-ply .052"	<b>Br. Aluminum/ Black*</b> 922-354 2-ply .052"	<b>Br. Silver/ Black*</b> 922-334 2-ply .052"
---	---	--	--	--	--



**Material:** Microsurfaced impact acrylic

- Finish:** Matte non-glare  
Brushed metal  
Patterned  
Gloss ■

**Sheet Size:** 24-1/8" x 48-3/4" // 613mm x 1238mm

**Port Wine:** 23-1/2" x 49" // 597mm x 1245mm

**Engraving Depth:** .003" // 0.08mm

◆ Not recommended for harsh or high humidity indoor or outdoor applications.

\*LaserMark® metals are available with NoMark® Plus finish by adding "0+" to the end of the item code.

## FLEXIBRASS® & FLEXICOLOR®



Flexible, lightweight and tough... FlexiBrass® engravable plastic sheet combines the classic, crisp definition of real brass engraving with all the advantages of a laserable material. FlexiColor® engravable sheets feature the properties of FlexiBrass® in brilliant color combinations. Available with or without adhesive. Ideal for interior signage, trophies, awards and plaques.

<b>Port Wine/ Brass</b> 602-677 2-ply .020"	<b>Port Wine/ White</b> 602-672 2-ply .020"	<b>Verde/ Brass</b> 602-937 2-ply .020"	<b>Celestial Blue/Brass</b> 602-577 2-ply .020"	<b>Celestial Blue/ White</b> 602-572 2-ply .020"	<b>Harbor Grey/ Silver</b> 602-363 2-ply .020"
<b>Harbor Grey/ White</b> 602-362 2-ply .020"	<b>Brushed Gold/Blue</b> 602-735 2-ply .020"	<b>Brushed Copper/Black</b> 602-894 2-ply .020"	<b>Brushed Bronze/Black</b> 602-874 2-ply .020"	<b>Deep Bronze/ Black</b> 602-884 2-ply .020"	<b>Rose Gold/ Black</b> 602-684 2-ply .020"
<b>Brushed Gold/Black</b> 602-734 2-ply .020"	<b>European Gold/Black</b> 602-754 2-ply .020"	<b>Trophy Gold/ Black</b> 602-794 2-ply .020"	<b>Smooth Gold/ Black</b> 602-714 2-ply .020"	<b>Yellow/ Black</b> 602-744 2-ply .020"	<b>Red/ White</b> 602-602 2-ply .020"
<b>Blue/ White</b> 602-512 2-ply .020"	<b>White/ Black</b> 602-204 2-ply .020"	<b>Black/ White</b> 602-402 2-ply .020"	<b>Matte Black/ Brass</b> 602-417 2-ply .020"	<b>Gloss Black/ Brass</b> 602-427 2-ply .020"	<b>Matte Black/ Silver</b> 602-413 2-ply .020"
<b>Gloss Black/ Silver</b> 602-423 2-ply .020"	<b>Br. Aluminum/ Black</b> 602-354 2-ply .020"	<b>Brushed Silver/Black</b> 602-334 2-ply .020"	<b>Smooth Silver/ Black</b> 602-344 2-ply .020"	<b>Trophy Silver/ Black</b> 602-394 2-ply .020"	<b>Brushed Red/ White</b> 602-652 2-ply .020"
<b>Brushed Red/ Brass</b> 602-657 2-ply .020"	<b>Brushed Blue/ White</b> 602-552 2-ply .020"	<b>Brushed Blue/ Brass</b> 602-557 2-ply .020"	<b>Brushed Black/ Brass</b> 602-457 2-ply .020"	<b>Brushed Black/ White</b> 602-452 2-ply .020"	

**Material:** Microsurfaced impact acrylic

- Finish:** Matte non-glare  
Brushed metal  
Patterned  
Gloss ■

**Sheet Size:** 24-1/8" x 48-3/4" // 613mm x 1238mm

**Port Wine & Harbor Grey\*\*:**  
23-1/2" x 49" // 597mm x 1245mm

**Engraving Depth:** .003" // 0.08mm

◆ Not recommended for harsh or high humidity indoor or outdoor applications.

Available with or without adhesive. To order with adhesive, add an "9" to the end of the six digit code.



Indoor Use



Outdoor Weatherable



UV Stable



UL approval for components products - yellowcard E354751

# ULTRAGRAVE® MATTE & SATIN



Designed to be the industry's most user-friendly plastic sheet featuring a durable matte and satin-grain finishes in trendy colors. Great for interior and exterior signs, awards, name badges and name plates and an outstanding choice for safety signs, electrical and industrial tags, and automotive labeling.



**Red/  
White**

M: UG662-602 2-ply .010"  
M: UG602-602 2-ply .020"  
M: UG922-602 2-ply 1/16"  
S: UG122-602 2-ply 1/16"



**Red/  
Black**

M: UG922-604 2-ply 1/16"  
S: UG122-604 2-ply 1/16"



**Exotica/  
White**

S: UG122-882 2-ply 1/16"



**Burgundy/  
White**

M: UG922-622 2-ply 1/16"  
S: UG122-622 2-ply 1/16"




**Burgundy/  
Gold**

M: UG922-627 2-ply 1/16"



**Orange/  
White**

M: UG922-612 2-ply 1/16"  
S: UG122-612 2-ply 1/16"



**Orange/  
Black**

M: UG922-614 2-ply 1/16"  
S: UG122-614 2-ply 1/16"



**Yellow/  
Black**

M: UG662-704 2-ply .010"  
M: UG602-704 2-ply .020"  
M: UG922-704 2-ply 1/16"  
S: UG122-704 2-ply 1/16"



**Apple Green/  
White**

M: UG602-932 2-ply .020"  
M: UG922-932 2-ply 1/16"  
S: UG122-932 2-ply 1/16"



**Pine Green/  
White**

M: UG922-912 2-ply 1/16"  
S: UG122-912 2-ply 1/16"



**Forest Green/  
White**

M: UG922-992 2-ply 1/16"  
S: UG122-992 2-ply 1/16"



**Forest Green/  
Gold**

M: UG922-997 2-ply 1/16"



**Turbulent/  
White**

M: UG922-942 2-ply 1/16"



**Blue/  
White**

M: UG662-512 2-ply .010"  
M: UG602-512 2-ply .020"  
M: UG922-512 2-ply 1/16"  
S: UG122-512 2-ply 1/16"



**Air Force  
Blue/White**

M: UG922-532 2-ply 1/16"  
S: UG122-532 2-ply 1/16"



**Royal Blue/  
White**

M: UG922-592 2-ply 1/16"  
S: UG122-592 2-ply 1/16"



**Royal Blue/  
Gold**

M: UG602-597 2-ply .020"  
M: UG922-597 2-ply 1/16"



**Navy Blue/  
White**

M: UG922-552 2-ply 1/16"  
S: UG122-552 2-ply 1/16"



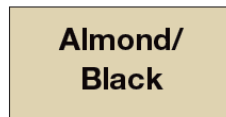
**Navy Blue/  
Gold**

M: UG922-557 2-ply 1/16"



**Taupe/  
White**

M: UG922-802 2-ply 1/16"  
S: UG122-802 2-ply 1/16"



**Almond/  
Black**

M: UG922-854 2-ply 1/16"



**Craftsmen/  
White**

M: UG922-832 2-ply 1/16"  
S: UG122-832 2-ply 1/16"



**White/  
Black**

M: UG662-204 2-ply .010"  
M: UG602-204 2-ply .020"  
M: UG922-204 2-ply 1/16"  
S: UG122-204 2-ply 1/16"



**White/  
Clear\***

M: UG602-201 2-ply .020"  
M: UG922-201 2-ply 1/16"



**White/  
Red**

M: UG922-206 2-ply 1/16"  
S: UG122-206 2-ply 1/16"



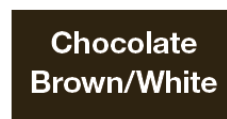
**White/  
Blue**

M: UG922-205 2-ply 1/16"  
S: UG122-205 2-ply 1/16"



**Brown/  
White**

M: UG922-822 2-ply 1/16"  
S: UG122-822 2-ply 1/16"



**Chocolate  
Brown/White**

M: UG922-842 2-ply 1/16"  
S: UG122-842 2-ply 1/16"



**Light Gray/  
Black**

M: UG922-304 2-ply 1/16"




**Black/  
White**

M: UG662-402 2-ply .010"  
M: UG602-402 2-ply .020"  
M: UG922-402 2-ply 1/16"  
S: UG122-402 2-ply 1/16"




**Black/  
Clear\***

M: UG602-401 2-ply .020"  
M: UG922-401 2-ply 1/16"



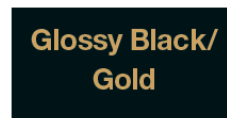
**Black/  
Silver Gray**

M: UG922-423 2-ply 1/16"  
S: UG122-423 2-ply 1/16"



**Matte Black/  
Gold**

M: UG922-417 2-ply 1/16"



**Glossy Black/  
Gold**

M: UG602-427 2-ply .020"

**M:** Matte  
**S:** Satin

**Material:** Microsurfaced impact acrylic

**Sheet Size:** 24-1/8" x 48-3/4" // 613mm x 1238mm

**Finish:** Matte non-glare  
Satin grain  
Gloss ■

**Engraving Depth:** .005" // 0.13mm

# LASERGLOSS EXTERIOR

NEW



LaserGloss Exterior features a stunning, laser-friendly gloss finish that can stand up to the harshest elements. With a tough, exterior-rated gloss top layer designed for outdoor use, LaserGloss Exterior will keep its finish year after year in virtually any application!

<b>Red/ White</b> LGE922-602 2-ply 1/16"	<b>Yellow/ Black</b> LGE922-704 2-ply 1/16"	<b>Pine Green/ White</b> LGE922-912 2-ply 1/16"	<b>Blue/ White</b> LGE922-512 2-ply 1/16"	<b>White/ Black</b> LGE922-204 2-ply 1/16"	<b>Black/ White</b> LGE922-402 2-ply 1/16"
<b>Dark Grey/ White</b> LGE922-332 2-ply 1/16"	<b>Orange/ White</b> LGE922-652 2-ply 1/16"	<b>Material:</b> Co-extruded impact acrylic <b>Sheet Size:</b> 24-1/8" x 48-3/4" // 613mm x 1238mm <b>Finish:</b> Gloss <b>Engraving Depth:</b> .005" // 0.13mm			

# LASERLIGHTS



This ultra-thin plastic sheet is designed for laser engraving applications where flexibility and durability are required. Offering excellent exterior properties including resistance to water, solvents, abrasion, and extreme temperatures. This product line is ideal for signs, automotive labeling, electrical and industrial tags.

<b>Yellow/ Black</b> S68-1224 12"x 24" sheet	<b>Black/ White</b> S61-1224 12"x 24" sheet	<b>White/ Black</b> S62-1224 12"x 24" sheet S62-1205 12"x50' rolls	<b>Brushed Silver/Black</b> S63-1224 12"x24" sheet S63-1205 12"x50' rolls	<b>Black/ Gold</b> S65-1224 12"x24" sheet S65-1205 12"x50' rolls	<b>Brushed Bronze/Black</b> S69-1224 12"x24" sheet
<b>Smooth Silver/Black</b> S73-1224 12"x24" sheet	<b>Black/ Silver</b> S75-1224 12"x24" sheet S75-1205 12"x50' rolls	<b>White/ Gold</b> S26-1224 12"x24" sheet	<b>Smooth Gold/ Black</b> S74-1224 12"x24" sheet	<b>Brushed Brass/Black</b> S64-1224 12"x24" sheet S64-1205 12"x50' rolls	
<b>Material:</b> Microsurfaced pre-adhesive plastic <b>Sheet Size:</b> 12" x 24" // 305mm x 610mm (sheet) 12" x 50' // 305mm x 15.24m (roll)			<b>Backed with a .001" (0.03mm) acrylic pressure sensitive adhesive</b>		
<b>Finish:</b> Brushed metal Gloss ■			<b>Engraving Depth:</b> .002" // 0.05mm		
<b>Gauge:</b> .004" // .10mm			◆ Not recommended for harsh or high humidity indoor or outdoor applications.		

# LASERMAG



A laser-friendly flexible magnetic material used to create promotional magnets, repositionable nameplates, vehicle graphics, and more. Not recommended for use with a rotary engraver.

<b>Brushed Silver/Black</b> LM63-1224 2-ply .020"	<b>Black/ Gold</b> LM65-1224 2-ply .020"	<b>Brushed Brass/Black</b> LM64-1224 2-ply .020"	<b>Material:</b> Microsurfaced flexible magnetic material <b>Finish:</b> Brushed metal <b>Sheet Size:</b> 12" x 24" // 305mm x 610mm Gloss ■
<b>Engraving Depth:</b> .004" // 0.10mm			◆ Not recommended for harsh or high humidity indoor or outdoor applications.



### HOME OFFICE

PO Box 1605  
5409 Hamlet Drive  
Findlay, Ohio 45840-1605 USA  
inquiries@rowmark.com

### EUROPE OFFICE/WAREHOUSE

Schaarbeekstraat 44  
9120 Beveren-Waas  
Belgium  
+32 (0)3 870 41 10  
emea@rowmark.com

### TECHNICAL SUPPORT

877.769.6275 /// 419.425.8974  
techhelp@rowmark.com

### CUSTOM REQUESTS

800.243.3339 /// 419.425.2407  
customerservice@rowmark.com

### LATIN AMERICA & TECHNICAL SUPPORT

+55 11 97530-8575 /// latinamerica@rowmark.com

### AUSTRALIA & TECHNICAL SUPPORT

Unit 10/167 Prospect Hwy,  
Seven Hills NSW 2147  
1300 023 370  
sales@rowmark.com.au



Engage. Interact. Share.



877.rowmark / rowmark.com

Visit  
rowmark.com

View and download our **Usage and Capabilities** PDF  
online at [www.rowmark.com/salestools/color-charts](http://www.rowmark.com/salestools/color-charts)  
to see how each Rowmark product can be used!



### TERMS & CONDITIONS OF SALE

Rowmark's warranty is limited to replacement of product only, and such warranty does not extend to the costs of any repeat labor or incidental costs. **LIMITED WARRANTY, WARRANTY DISCLAIMERS AND LIMITATIONS OF REMEDIES AND LIABILITIES:** Except as set forth above, Seller makes **NO OTHER WARRANTIES** concerning the products whatsoever. **SELLER DISCLAIMS AND EXCLUDES ALL OTHER EXPRESS WARRANTIES AND ALL IMPLIED WARRANTIES, INCLUDING WITHOUT LIMITATION THE IMPLIED WARRANTIES OF MERCHANTABILITY AND FITNESS FOR A PARTICULAR PURPOSE** concerning the products. In no event will Sellers' liability exceed the paid purchase price of the products. Seller's obligations described in this paragraph shall be Buyer's sole and exclusive remedy against Seller and Seller's Distributors for any liability with respect to the products whether any claim for recovery is based upon or arises out of theories of contract, negligence, tort (including strict liability) or otherwise. Buyer agrees that **NO OTHER REMEDY SHALL BE AVAILABLE** to Buyer and that **IN NO EVENT SHALL SELLER BE LIABLE FOR ANY INCIDENTAL OR CONSEQUENTIAL DAMAGES**, including without limitation loss of income, loss of time, loss of sales, cost of replacement items, or claims asserted by Buyer's customers. A suit based on any cause of action must be commenced within one year from the date of delivery of product.



401009